

EZ-CFU™ One Step microorganism preparations are guaranteed to deliver <100 CFU per 0.1 mL of suspension. No dilution step is required to achieve this concentration. Accurately maintain QC records by using the convenient peel-off label on the kit's container.

# EZ-CFU™ One Step

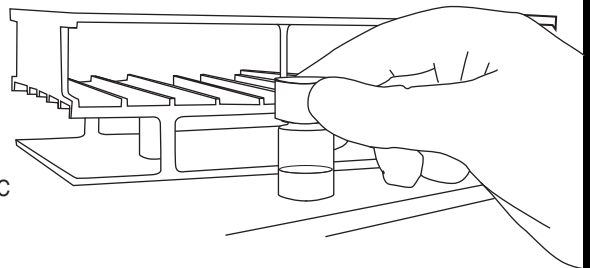
*Illustrated Instructions*  
*For Pharmaceutical Challenges*

1



Allow unopened vial of lyophilized pellets to equilibrate to room temperature.

2



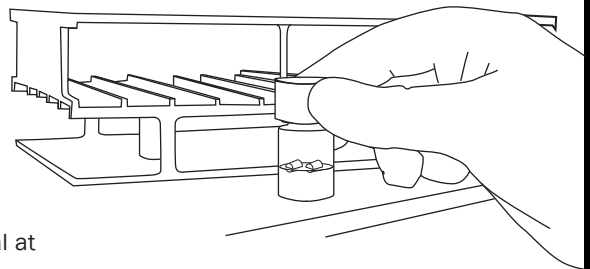
While the pellets are equilibrating, prewarm the hydrating fluid to 35 °C (At least 30 minutes).

3



With a sterile forceps, transfer two pellets into the 2 mL vial of hydrating fluid (do not remove the desiccant from vial). **Immediately stopper and recap the pellet vial and return to 2° - 8° C.**

4



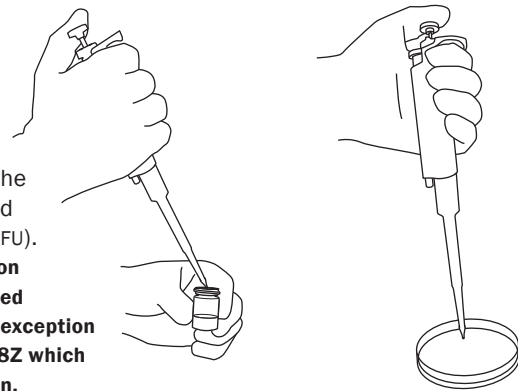
Incubate hydrated material at 35 °C for 30 minutes.

5



Vortex hydrated material until a homogenous suspension is achieved. **Note: Charcoal particles may be visible in the hydrated suspension and will not compromise the challenge microorganism in a homogeneous suspension.**

6



With a sterile pipette, transfer 0.1 mL of the hydrated suspension to the material being challenged (0.1 mL contains <100 CFU). **Note: Remaining suspension can be refrigerated and used for up to 8 hours, with the exception of cat. no. 0320Z and 0318Z which must be used within 30 min.**

7

Proceed with the challenge procedure according to laboratory protocol.