

EZ-Accu Shot™ quantitative microorganism preparations are guaranteed to deliver <100 CFU per 0.1 mL of suspension. EZ-Accu Shot™ dissolves quickly and does not require dilutions or pre-incubation. Accurately maintain QC records with the convenient peel-off Certificate of Assay label.

EZ-Accu Shot™

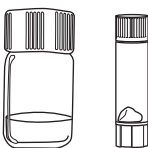
Illustrated Instructions *For Growth Promotion Tests*

1

Remove one vial of hydrating fluid and one foil pouch from canister. Tear open the foil pouch and remove the vial containing one lyophilized pellet.




2



Allow unopened vials to equilibrate to room temperature.

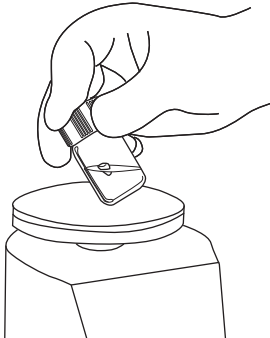
3

Remove the cap from the pellet vial and the hydrating fluid vial. Tip the pellet into the 1.2 mL vial of hydrating fluid. Recap hydrating fluid vial.



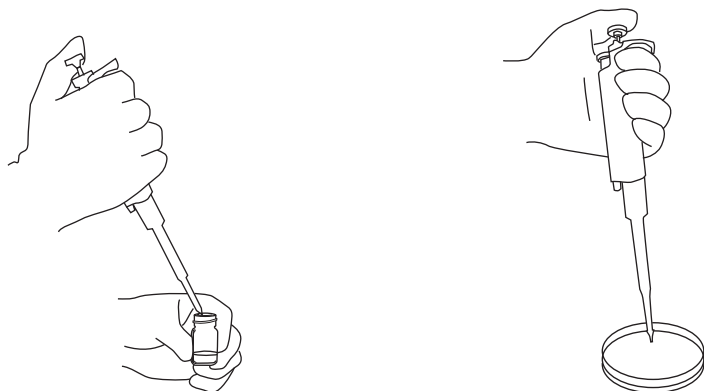
4

Vortex hydrated material for 5 seconds or until homogenous suspension is achieved.



5

With a sterile pipette, transfer 0.1 mL of the hydrated suspension to the material being challenged (0.1 mL contains <100 CFU). **Note: Remaining suspension can be refrigerated and used for up to 8 hours.**



6 Proceed with the challenge procedure according to laboratory protocol.